



Singapore Examinations and Assessment Board

2022 GCE N(T), N(A), O, A-LEVEL EXAMINATION

Briefing for School candidates for

- Oral Examination**
- LC e-Broadcast**
- Science Practical**
- Mid-Year/ Year-end Written Examination**

You are not allowed to distribute the contents of this document without the prior approval of Singapore Examinations and Assessment Board (SEAB).

BRIEFING OUTLINE

1. Objective
2. Guidelines for All Modes of Assessments
3. Oral Examination
4. Science Practical/ LC e-Broadcast/ Written Examination
5. Special Consideration
6. Use of Calculators & Dictionaries
7. Unexpected Situations
8. Conclusion

OBJECTIVE:

To highlight key information from the
***2022 Singapore-Cambridge GCE N(T), N(A),
O & A-Level Examination Rules and
Regulations for School Candidates*** booklet.


NOTE:

1. This briefing is not intended as a substitute for the ***Examination Rules and Regulations For School Candidates*** booklet.
2. Candidates are expected to read the booklet before the national examination.

Guidelines for All Modes of Assessments

Be familiar with the Examination Procedures

(Refer to *2022 Singapore-Cambridge GCE N(T), N(A), O & A-Level Examination Rules and Regulations for School Candidates* booklet)





Plan your route and allocate enough time for travelling so that you will be able to report to your examination venue at least 45 minutes before the start of your examination.

THINGS TO BRING

- ✓ Entry Proof
- ✓ NRIC/Foreign identification/
Student Concession Pass
- ✓ Stationery such as black or blue
pens/pencils/ruler/eraser
- ✓ Approved calculators (if permitted)
- ✓ Approved dictionaries/ Open texts
(if permitted)

You are advised not to use correction
tapes/ fluids during the examination.





Check your belongings to make sure you have everything you need before you leave home.

Ensure that you do not have any unauthorised materials (eg. **Notes, slip of paper, formula sheet, etc**) in your **pencil case, folder, mathematics tool box, etc** before you enter the silent preparation area (oral) and exam room (written, LC)

BEFORE YOU ENTER THE EXAMINATION VENUE

Remember to
check the
pockets of
your
outerwear



If you are wearing an outerwear (e.g. jackets, cardigan, sweater), **make sure the outerwear does not contain any unauthorised materials or devices.** You may be asked to remove the outerwear for checking.

DO NOT BRING THESE ITEMS INTO THE EXAMINATION VENUE



Phones and electronic devices, including but not limited to:

- communication devices
- Miniature wireless receiver
- Pen set(s) with built in earpiece and wireless communication function
- Smart Watch
- Fitness trackers
- Smart Glasses

Please note that phones and electronic devices are strictly prohibited during the entire examination duration, which includes the reporting time, examination start time, end time and quarantine time.

Candidates who had brought unauthorised devices into the examination venue must surrender them to the examination personnel immediately.



- **Listen carefully** to all announcements given by the exam personnel.
- Ensure that you **adhere to these instructions** at all times.
- Ensure that **your answer scripts are submitted to the exam personnel before you leave the exam room** (Written, LC).



Do **NOT** communicate (e.g. talk, gesture, etc) with other candidates inside or outside the examination venue during the examination.

Inform the examination personnel if you need any assistance.



Examination materials are copyrighted. They must **NOT** be reproduced, uploaded, posted, transmitted or distributed in any way.

IMPORTANT

Familiarise yourself and comply with all examination rules and regulations. If you breach any examination rules and regulations, you may be:

- a) prohibited from taking the examination;
- b) expelled from the examination room;
- c) refused entry for subsequent papers;
- d) have your results terminated or a grade penalty; and/ or
- e) banned from registering for the examinations in future years.

Guidelines for Oral Examination



BEFORE YOU ENTER THE EXAMINATION VENUE



Bring along your Entry Proof and NRIC/ Foreign Identification documents/ Student Concession Card.



Bring along your pen for the following purposes:

1. Sign your attendance and/ or
2. Prepare notes for the A-Level Mother Tongue/ Mother Tongue B or O-Level Higher Mother Tongue oral examination.



You are allowed to revise or read in the waiting room. However, you must keep all your revision/ reading materials in your bag or hand the revision/ reading materials over to your teacher once you are called to report for your silent preparation.

AT THE SILENT PREPARATION STATION

ORAL

Important note

Check that you have the correct
Subject and Paper number
displayed on the screen before
you start the silent preparation.



**GOOD
MORNING!**



**GOOD
AFTERNOON!**



**THANK
YOU!**

**Be polite to the
examiners:**

1. Greet the oral examiners;
2. maintain eye-contact;
3. thank them when you have completed your exam.

Guidelines for Science Practical / LC e-broadcast / Written Examination



2014 SINGAPORE-CAMBRIDGE GCE O-LEVEL EXAMINATION

Entry Proof for School Candidates

Statutory Name

:

MUHAMMAD RAZALI B ZAINAL

NRIC

:

S9812345I

Centre / Index No.

:

1052/0001

Academic Level

:

SECONDARY 4

School Name

:

ABC SECONDARY SCHOOL

Class Name

:

E1

Subject Code / Paper	Subject Name	Mode of Assessment	* School Code	Exam Date	Start Time	Duration
1132 / 01	MALAY	WRITTEN	3201	03-JUN-2013	08:30	2 hr 0 min
1132 / 02	MALAY	WRITTEN	3201	03-JUN-2013	11:15	1 hr 30 min
1132 / 03	MALAY	ORAL	3201	10-JUL-2013	14:15	0 hr 15 min
1132 / 03	MALAY	LC	3201	23-JUL-2013	16:30	0 hr 30 min
1128 / 04	ENGLISH LANGUAGE (REVISED)	ORAL	3201	15-AUG-2013	14:15	0 hr 20 min
5116 / 05	SCIENCE (PHY/CHEM)	SCIENCE PRACTICAL		17-OCT-2013		1 hr 30 min
1128 / 01	ENGLISH LANGUAGE (REVISED)	WRITTEN	3201	21-OCT-2013	13:30	1 hr 50 min
1128 / 02	ENGLISH LANGUAGE (REVISED)	WRITTEN	3201	21-OCT-2013	16:05	1 hr 50 min
4016 / 01	MATHEMATICS	WRITTEN	3201	22-OCT-2013	14:30	2 hr 0 min
2192 / 01	COMBINED HUMANITIES (SOCIAL STUDIES)	WRITTEN	3201	23-OCT-2013	08:00	1 hr 30 min
4016 / 02	MATHEMATICS	WRITTEN	3201	23-OCT-2013	14:30	2 hr 30 min
4038 / 01	ADDITIONAL MATHEMATICS	WRITTEN	3201	24-OCT-2013	14:30	2 hr 0 min
4038 / 02	ADDITIONAL MATHEMATICS	WRITTEN	3201	25-OCT-2013	14:30	2 hr 30 min
2192 / 02	COMBINED HUMANITIES (GEOGRAPHY ELECTIVE)	WRITTEN	3201	28-OCT-2013	08:00	1 hr 30 min
5116 / 03	SCIENCE (PHY/CHEM)	WRITTEN	3201	28-OCT-2013	14:00	1 hr 15 min
5116 / 02	SCIENCE (PHY/CHEM)	WRITTEN	3201	29-OCT-2013	08:00	1 hr 15 min
1128 / 03	ENGLISH LANGUAGE (REVISED)	LC	3201	29-OCT-2013	14:00	0 hr 45 min
1132 / 01	MALAY	WRITTEN	3201	06-NOV-2013	08:00	2 hr 0 min
1132 / 02	MALAY	WRITTEN	3201	06-NOV-2013	10:45	1 hr 30 min
7092 / 01	PRINCIPLES OF ACCOUNTS	WRITTEN	3201	07-NOV-2013	08:00	1 hr 0 min
7092 / 02	PRINCIPLES OF ACCOUNTS	WRITTEN	3201	07-NOV-2013	09:45	2 hr 0 min
5116 / 01	SCIENCE (PHY/CHEM)	WRITTEN	3201	11-NOV-2013	08:00	1 hr 0 min
* School Code	Centre Name	Address				
3201	ABC SECONDARY SCHOOL					

Instructions to Candidates:

1. You are required to bring along this entry proof and the identification document (e.g NRIC or Passport) bearing the identification number as stated on this entry proof when you report for the examinations. Please report to your examination centre at least half an hour before the commencement of each examination.

2. You will be informed of the detailed schedule for the Practical Examination, Foreign Language/Mother Tongue Syllabus B Oral Examination and centralised centre for Music(if applicable) through your school.

3. You are not allowed to leave the examination hall/room for the full duration of the examination paper.

4. If you have registered for subjects where calculators or dictionaries are allowed, you must ensure that the calculators or dictionaries have been approved for use during examination by the Singapore Examinations and Assessment Board (SEAB). The lists of approved calculators or dictionaries can be found in the "Instructions for School Candidates Taking the N(A), N(T) and/or O-Level Examinations" booklet and at <http://www.seab.gov.sg>. Please also ensure that you have read and understood the instructions and regulations governing the use of calculators and dictionaries that are stated in the same instruction booklet.

5. Please take note that there has been a change in the examination date/time for papers that were originally scheduled on 1 Nov 2013. This entry proof shows the finalised examination timetable for the subjects that you have registered. You can also refer to the finalised examination timetable online at <http://www.seab.gov.sg>.

To Note:

Candidates sitting the GCE N(A), N(T) and/or O-Level Examinations are required to observe and comply with all instructions and regulations governing the examinations that are stated in the "Instructions for School Candidates Taking the N(A), N(T) and/or O-Level Examinations" booklet.


Candidates are reminded that the possession of any electronic or communication devices (e.g. mobile phones, tablets) or computerised aids (e.g. computerised wrist watches) is strictly not allowed in the examination premises (e.g. examination room, quarantine room, waiting room). Those who are found to be in possession of these devices may have their results terminated.

Place your Entry Proof
and NRIC/ Foreign
Identification
documents/ Student
Concession Card on
your desk throughout the
examination.



- **Read** the instructions **carefully** on the question booklets/ answer booklets/ Personalised Multiple-Choice Answer sheets;
- Do **NOT** start writing or open the question/ answer booklet until you are told to do so;
- Do **NOT** continue to write after the stop writing announcement has been made.





Examination materials such as used or unused answer booklets and writing papers must **NOT** be removed from the examination venue.



After the examination, follow the instructions given by the Exam Personnel to wash the apparatus or return the used reagent bottles, if required

Special Consideration (SC)

ALL

If you are unable to sit for an examination or have sat the examination under adverse conditions (e.g. medical reasons, bereavement, physical injuries), you may apply for SC provided:

You have completed **at least 50%** of the component weighting for the affected subject.

You have the **relevant evidence and supporting documents** to support your application (e.g. medical report / statement from a qualified medical practitioner or a death certificate due to bereavement reason).





Special Consideration (SC)

IMPORTANT TO NOTE

ALL



You **must inform your school** before the start of the affected examination paper or immediately after the affected examination paper, if you have / would be adversely affected by the event.

You should submit the SC application with relevant evidence and supporting documents through your school not later than 3 working days after the last day of the examination. The deadlines are as follows:



- **by 21 July 2022** for Mid-Year MTL/MTLB examination (including MTL/MTB Oral and LC examinations conducted in July 2022)

- **by 18 October 2022** for GCE N(T)/N(A)-Level Year-end examination

- **by 17 November 2022** for GCE O-Level Year-end examination

- **by 07 December 2022** for GCE A-Level Year-end examination

Late submissions or applications with incomplete information or supporting documents would not be processed after the deadline.

Use of calculators and dictionaries

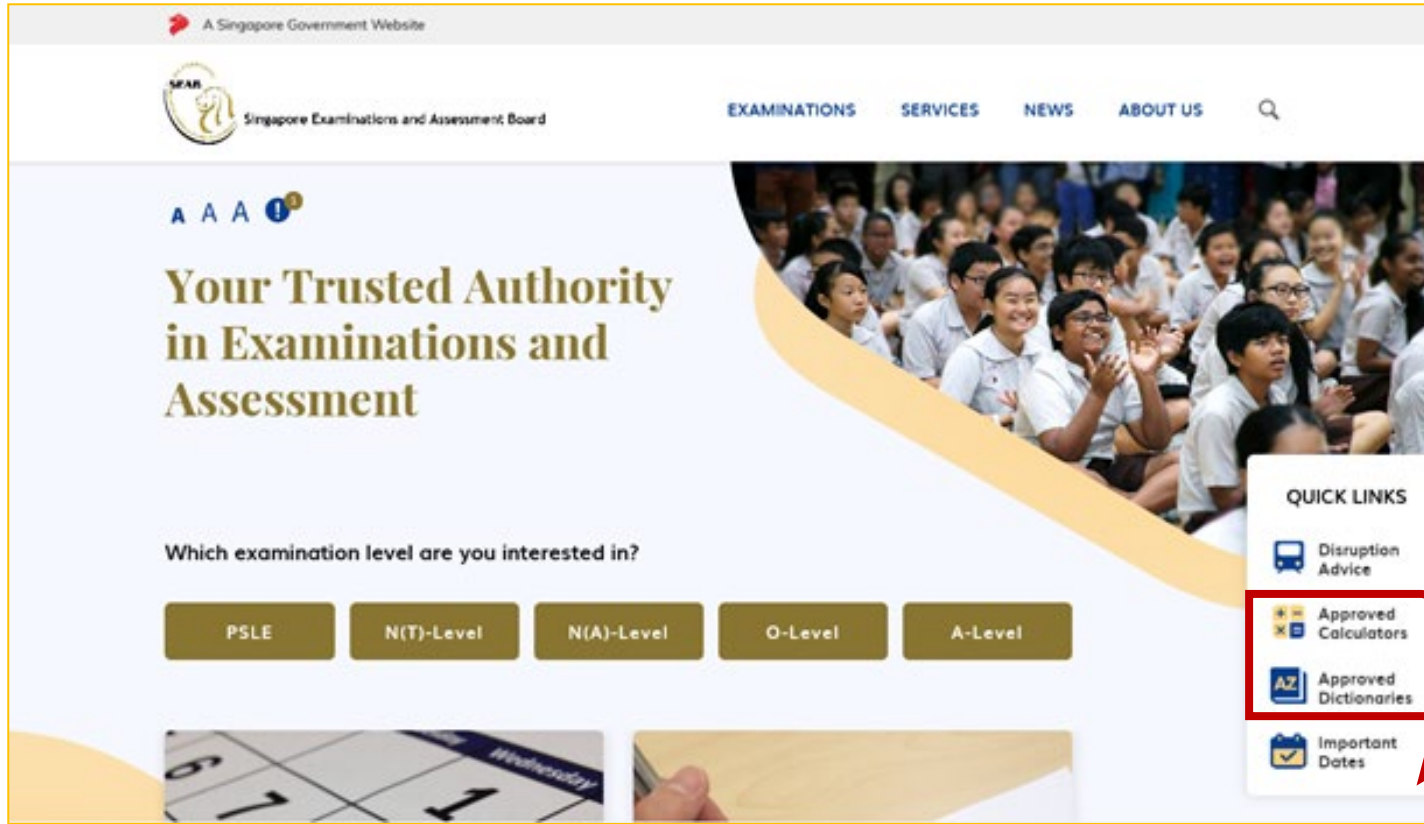




Do **NOT** bring dictionaries and calculators into examination venues if their use or possession is prohibited.



You are **NOT** allowed to borrow calculators or dictionaries from other candidates during the examination.



Refer to **SEAB website** for the list of approved calculators and dictionaries

Possession of dictionaries or calculators which are not approved will be treated as a breach of examination regulations.


List of approved calculators:



List of approved dictionaries:



SCIENTIFIC CALCULATORS



Ensure that your calculator is in good working condition. You are encouraged to bring an additional calculator or spare batteries.


Any enclosed instruction leaflets that come with the calculator must **NOT** be brought into the examination venue.

GRAPHING CALCULATORS

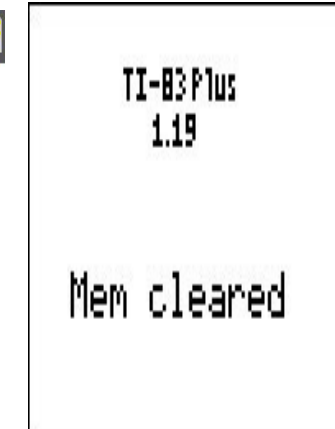
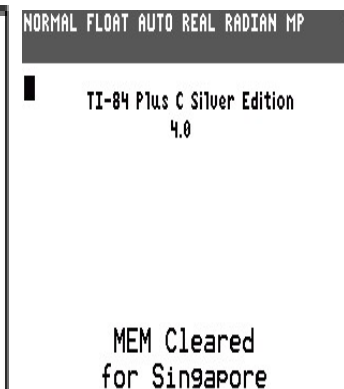
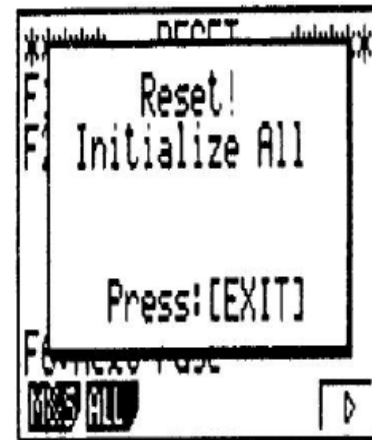
(For A-Level only)

LC /
WRITTEN


SCIENCE
PRACTICAL



Clear any information and/ or programmes stored in your graphing calculators before the examination.



PRINTED DICTIONARIES




Only **monolingual** dictionaries are allowed.

Dictionaries must **NOT** have any annotations or any of the following:

- a. tagging of pages with stickers;
- b. highlighted text; and/ or
- c. written text.

ELECTRONIC DICTIONARIES



Make sure your e-dictionary is in good working condition. You are encouraged to bring an additional e-dictionary or spare batteries.

Ear pieces and external storage media (e.g. SD card and plug-in modules) must **NOT** be brought into the examination venue.

What to do during an Unexpected situation



Major Disruptions

(e.g. MRT/ LRT breakdowns, massive traffic jams, floods)

LC /
WRITTEN

SCIENCE
PRACTICAL

If you are able to reach your school before the end of your paper

1a

Inform your school immediately and go to your school.

1b

You will be given the full duration to sit the examination.

1c

If you are affected by train service disruption

! Look out for instructions at all MRT stations on bridging transport services OR go to the Passenger Service Centre located in the MRT stations for assistance. **You do not need to obtain an** excuse letter from the MRT station.

Major Disruptions

(e.g. MRT/ LRT breakdowns, massive traffic jams, floods)

If you are unable to reach your school before the end of the paper

2a

Inform your school immediately.

2b

Go to the nearest exam centre to take the examination.

You can find information on the nearest examination centre in:

1. SEAB website (www.seab.gov.sg)
2. LTA's 'MyTransport' app
3. SEAB's Advisory Posters at the MRT station

2c

You will be given the full duration of the paper if you reach the exam centre before the end of the paper.

2d

Inform your school if you arrive after the paper has ended OR are unable to reach any school.

Major Disruptions

If you are taking papers that are conducted only at centralised examination centres, or any Computer-Based Examination or Practical Examinations

3a

The list of papers held at centralised examination centres can be found at the SEAB website (www.seab.gov.sg)

3b

Report to the designated examination centre indicated in your entry proof even if you are unable to reach before the end of the paper.

Some useful advice for your examinations



Before you enter the examination venue, check that you:

- Do NOT have any unauthorised devices (e.g. mobile phone, smart watch etc) or any unauthorised materials (e.g. notes, formulae sheet etc) in your possession;

When you are inside the examination venue,

- Do NOT communicate with other candidates;
- Do NOT attempt or support any dishonesty act;
- Do NOT remove any examination material e.g. writing papers

If you fail to comply with the rules and regulations or any other additional instructions issued by SEAB, you would be deemed to have breached the examination rules and regulations and may be subjected to the consequences.

CLARIFY

1. Clarify any doubts that you may have on the examination rules and regulations with your teacher.



3. Drink sufficient water to keep yourself well-hydrated.

2. Have enough rest.



4. Eat healthily to avoid falling sick during the examination period.

Stay Calm

You have done your revision. You can do it!

ALL THE BEST FOR YOUR EXAMS!



**Any
Questions?**

